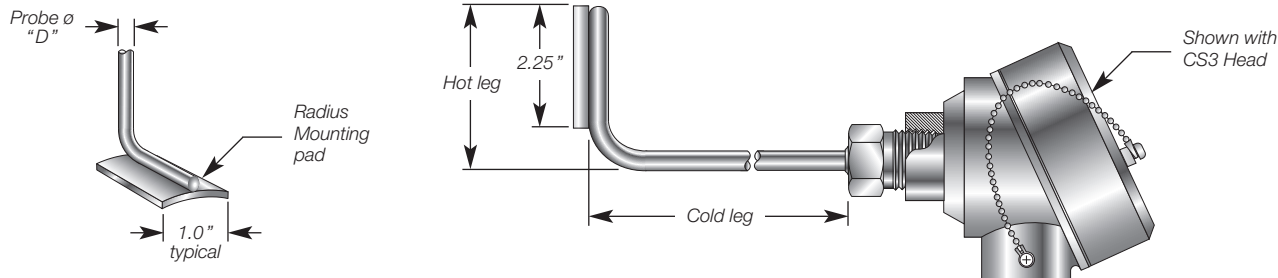


Thermocouple THT52

Heat Tracing Temperature Sensor
w/Radius Mounting Pad



Custom Builder

MODEL 1 2 3 4 5 6 7 8 9

THT52 - - - - - - - - - -

BOX 1 CODE	Temperature Range
L	Low temperature 200°C max. (392°F)
M	Medium temperature 400°C max. (752°F)
H	High temperature 800°C max. (11472°F)

BOX 5 CODE	Probe Diameter "D"
D	1/4"
E	5/16"
F	3/8" (Std.)

BOX 9 CODE	Head/Termination
0	No head, supplied with 6" single Teflon leads
BA2	Bakelite screw cover, meets NEMA 4X/IP65 requirements

BOX 2 CODE	ANSI Type	Thermocouple Type
J	J	Iron-Constantan
K	K	Chromel-Alumel
T	T	Copper-Constantan
E	E	Chromel-Constantan

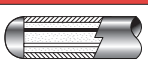
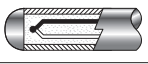
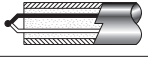
BOX 6 CODE	Probe Material
S	Stainless steel 316/316L

BOX 9 CODE	Head/Termination
AC*	Cast aluminum, screw cover, meets NEMA 4X/IP66 requirements
AX*	Cast aluminum, explosion proof, CSA, FM Approval Class I, Div. 1, Gps. B,C & D Class II, Div. 1, Gps. E, F & G, NEMA 4X

BOX 3 CODE	Accuracy
A	Standard limits of error
B	Special limits of error

BOX 7 CODE	Sheath Length	
	Hot Leg	Cold Leg
4040	4"	4"
4060	4"	6"
4080	4"	8"

BOX 9 CODE	Head/Termination
CS*	Cast stainless steel 316, screw cover, meets NEMA 4X/IP66 requirements
CX*	Cast stainless steel, explosion proof, CSA, FM Approval Class I, Div. 1, Gps. B,C & D Class II, Div. 1, Gps. E, F & G, NEMA 4X

BOX 4 CODE	Junction Type
1G	Grounded 
1U	Ungrounded 
1E	Exposed 

Note: For dual thermocouple change "1" to "2"

BOX 8 CODE	Radius Mounting Pads NPT Pipe Size
A	1"
B	1.5"
C	2"
D	2.5"
E	3"
F	3.5"
G	4"
H	5"
I	6"
J	8"
K	10"
L*	12"

Consult factory for other hot leg/cold leg combinations

* All 12" and larger pipe size are supplied as a flat non-radiused plate.

*2 = 1/2" NPT Conduit *3 = 3/4" NPT Conduit