



1. Low Range  
2. High Range

### Description & Features:

- Designed to measure the wet to wet differential pressures of liquids and gases
- Compact, efficient design available in Low or High psi ranges that facilitates installation in tight spaces
- Low Range housing is constructed of stainless steel and aluminum
- High Range housing is made from a 316-grade stainless steel ideally suited for an industrial environment
- Fast response sensor and signal conditioned electronic circuitry provide quick and accurate readings
- Unique isolation system responds to pressure changes approximately 20 times faster than conventional transmitters with ranges below 100 psi (Low Range model)
- CE approval is standard on all models
- NEMA 4 approval is standard on the Low Range model
- 1 year warranty

### Applications:

- To measure pressure drops across filters
- Pumps and compressors, flow measurements of gases and liquids, liquid level measurement of pressurized vessels

Specifications	Low Range	High Range
<b>Electrical Output</b>	4-20 mA, 2 wire 0-5 Vdc or 0-10 Vdc	4-20 mA, 2 wire (other options available)
<b>Electrical Connection</b>	Barrier strip terminal block with conduit enclosure and 0.875 dia. conduit opening	DIN 43650 with mate
<b>Excitation Voltage</b>	9-30 Vdc	8-38 Vdc
<b>Wetted Parts / Connection</b>	17-4PH SS with Viton® O-ring, 1/4"-18 NPTF	316L SS, 1/4" NPTF 300 series SS, 17-4PH SS with Viton® O-ring
<b>Housing</b>	304 SS, cast aluminum	316L SS
<b>Proof Pressure</b>	Refer to pressure range chart on next page	Refer to pressure range chart on next page (20X full scale optional)
<b>Burst Pressure</b>	Refer to pressure range chart on next page	Refer to pressure range chart on next page
<b>Normal Operating Temperature Range</b>	0°F to 175°F (-17°C to 79°C)	-40°F to 200°F (-40°C to 93°C)
<b>Compensated Temperature Range</b>	30°F to 150°F (0°C to 65°C)	0°F to 170°F (-18°C to 76°C)
<b>Ambient Temperature Effect on Zero / Span</b>	±2% of full scale/100°F (37.7°C)	≤ ±1.5% FSO over compensated range
<b>Response Time</b>	30-50 ms	<50 ms
<b>Long Term Stability</b>	±0.5% FSO/yr	≤±0.25% FSO/yr
<b>Weight</b>	14.4 oz. (408 g)	13 oz. (368 g)
<b>Accuracy</b>	±0.25% FSO	±0.25% FSO
<b>Enclosure Rating</b>	IP65	IP65

Viton® is a registered trademark of DuPont Performance Elastomers

LTD Low Range					
Uni-directional			Bi-directional		
Gauge psid	Proof Pressure psi	Burst Pressure psi	Gauge psid	Proof Pressure psi	Burst Pressure psi
0/1	2.5	20	0/±0.5	1.25	20
0/2	5	40	0/ ±1	2.5	40
0/5	12.5	100	0/±2.5	6.25	100
0/10	25	100	0/±5	12.5	100
0/25	62.5	250	0/±10	25	200
0/50	125	250	0/±25	62.5	250
0/100	250	250	0/±50	125	250

LTD High Range		
Gauge psid	Proof Pressure psi	Burst Pressure psi
0/50	100	750
0/100	200	1,000
0/200	500	2,000
0/500	1,000	3,000
0/1,000	2,000	5,000
0/3,000	4,500	7,500
0/5,000	7,500	10,000

### Order Codes

Low Range Wet/Wet Uni-directional	
Range	Code
0/1 (27.7in/H <sub>2</sub> O)	LTDU1
0/2 (55.4in/H <sub>2</sub> O)	LTDU2
0/5 (138.4in/H <sub>2</sub> O)	LTDU5
0/10 (276.8in/H <sub>2</sub> O)	LTDU10
0/25 psi	LTDU25
0/50 psi	LTDU50
0/100 psi	LTDU100

Low Range Wet/Wet Bi-directional	
Range	Code
±0/0.5 (13in/H <sub>2</sub> O)	LTDB0.5
±0/1 (27.7in/H <sub>2</sub> O)	LTDB1
±0/2.5 (69in/H <sub>2</sub> O)	LTDB2.5
±0/5 (138.4in/H <sub>2</sub> O)	LTDB5
±0/10 (276.8in/H <sub>2</sub> O)	LTDB10
±0/25 psi	LTDB25
±0/50 psi	LTDB50

High Range Wet/Wet	
Range	Code
0/150 psid	LTD150
0/200 psid	LTD200
0/300 psid	LTD300
0/500 psid	LTD500
0/1,000 psid	LTD1000
0/3,000 psid	LTD3000
0/5,000 psid	LTD5000

#### Option suffix:

4WCABLE = 4 wire shielded data cable (per ft.)

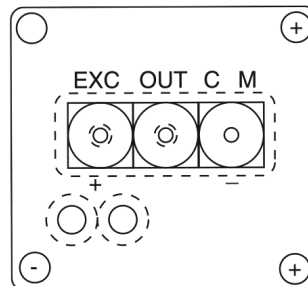
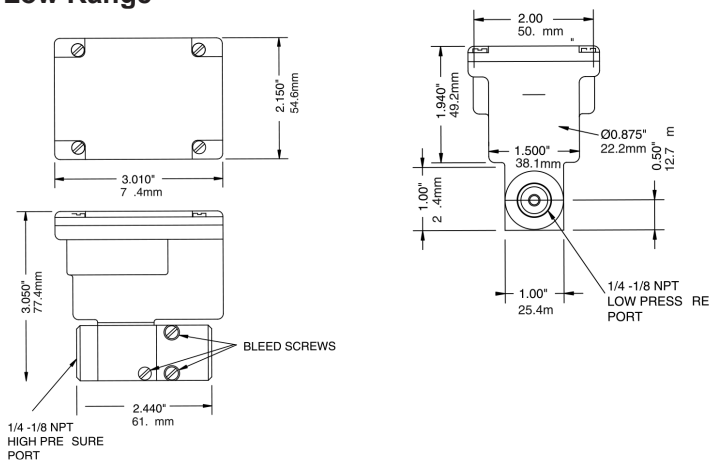
Other ranges (e.g. bar, etc.) available upon request

Other outputs and options available upon request

### Definitions:

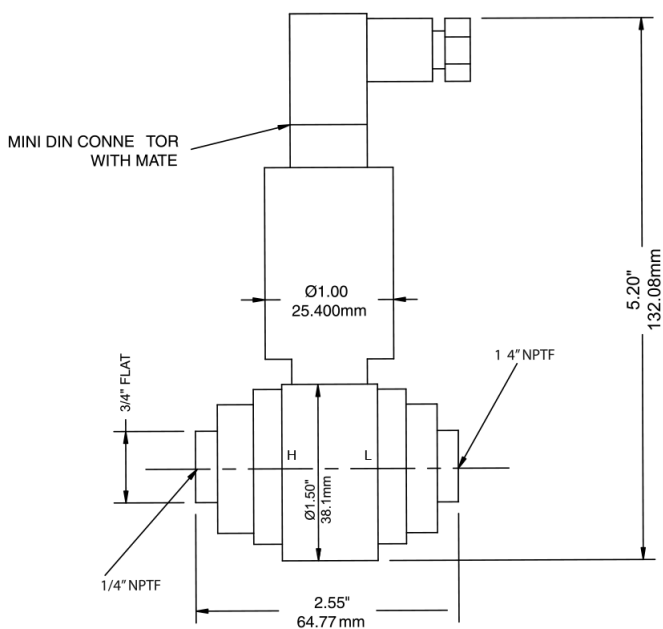
- Wet/Wet = Can be used on any liquid or gas that is compatible with 316 SS
- Uni-directional = The instrument is calibrated with a 4 mA output at 0 psid and 20 mA output at full scale (i.e. For 0-10 psid range: 4 mA = 0 psid and 20 mA = 10 psid)
- Bi-directional = The instrument is calibrated with a 12 mA output at 0 psid/zero centre (i.e. For 0-10 psid range: 4 mA = -5 psid, 12 mA = 0 psid and 20 mA = +5 psid)

## Low Range

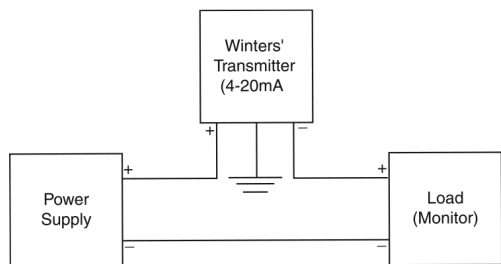
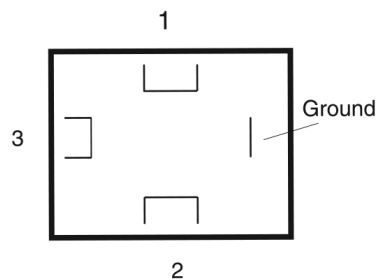


- For voltage output, use COM, OUT and EXC terminals
- For current (4-20 mA) output, use + and - terminals

## High Range



## Hirschmann® Mini-Din Pin Out:



Hirschmann® is a registered trademark of Hirschmann Laborgeräte GmbH & Co.

4-20mA output Supply Power: 8-38 Vdc			
Mini-Din Connection			
Pin	Colour Code	V	mA
1	N/A	+Excitation	+Excitation/Signal
2	N/A	-Excitation/Signal	-Excitation/Signal
3	N/A	+ Signal	NC
Gnd	N/A	Gnd	Gnd
Wire Lead Connection			
Wiring	Colour Code	V	mA
1	Red	+Excitation	+Excitation/Signal
1	Black	-Excitation/Signal	-Excitation/Signal
1	Green	+ Signal	NC
Gnd	Shield/White	Gnd	Gnd

### Current Output Units

- Low Range (current output) transducers are true 2-wire, 4-20 mA current output devices
- Deliver rated current into any external load of 0-1000 ohms
- 4-20 mA current output units are designed to have current flow in one direction only. Please observe polarity
- An electrical cable shield should be connected to the system's loop circuit ground to improve electrical noise rejection

**MIN Supply Voltage:**  $9 + 0.02 \times (\text{Resistance of receiver plus line})$

**MAX Supply Voltage:**  $30 + 0.004 \times (\text{Resistance of receiver plus line})$